

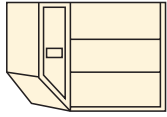
# Container Details



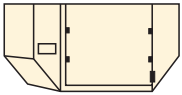
| Equipment                                  | Interior dimensions mm.             | Door opening mm.      | Top opening mm.        | Tare weight              | Cubic capacity             | Container pay load        |
|--|-------------------------------------|-----------------------|------------------------|--------------------------|----------------------------|---------------------------|
| <b>20' DRY CONTAINER</b>                   | L : 5,896<br>W: 2,350<br>H : 2,385  | W: 2,340<br>H : 2,274 |                        | 2,150 kg.<br>4,739 lbs.  | 33,0 cbm.<br>1,179 cu. ft. | 24,850 kg.<br>54,783 lbs. |
| <b>40' DRY CONTAINER</b>                   | L : 12,035<br>W: 2,350<br>H : 2,393 | W: 2,339<br>H : 2,274 |                        | 3,700 kg.<br>8,156 lbs.  | 67,0 cbm.<br>2,393 cu. ft. | 32,500 kg.<br>63,491 lbs. |
| <b>40' HIGH CUBE DRY CONTAINER</b>         | L : 12,035<br>W: 2,350<br>H : 2,697 | W: 2,340<br>H : 2,577 |                        | 3,800 kg.<br>8,377 lbs.  | 76,0 cbm.<br>2,714 cu. ft. | 30,200 kg.<br>66,577 lbs. |
| <b>45' HIGH CUBE DRY CONTAINER</b>         | L : 13,556<br>W: 2,352<br>H : 2,695 | W: 2,340<br>H : 2,579 |                        | 4,800 kg.<br>10,317 lbs. | 86,0 cbm.<br>3,071 cu. ft. | 27,820 kg.<br>61,330 lbs. |
| <b>20' OPEN TOP CONTAINER</b>              | L : 5,893<br>W: 2,346<br>H : 2,353  | W: 2,338<br>H : 2,273 | L : 5,488<br>W: 2,230  | 2,250 kg.<br>4,850 lbs.  | 32,0 cbm.<br>1,143 cu. ft. | 28,230 kg.<br>62,344 lbs. |
| <b>40' OPEN TOP CONTAINER</b>              | L : 12,029<br>W: 2,348<br>H : 2,359 | W: 2,338<br>H : 2,275 | L : 11,622<br>W: 2,214 | 3,800 kg.<br>8,377 lbs.  | 66,0 cbm.<br>2,355 cu. ft. | 28,700 kg.<br>63,270 lbs. |
| <b>20' FLAT RACK CONTAINER</b>             | L : 5,935<br>W: 2,398<br>H : 2,327  |                       |                        | 2,560 kg.<br>5,643 lbs.  |                            | 21,440 kg.<br>47,265 lbs. |
| <b>20' COLLAPSIBLE FLAT RACK CONTAINER</b> | L : 5,966<br>W: 2,418<br>H : 2,286  |                       |                        | 2,970 kg.<br>6,547 lbs.  |                            | 27,510 kg.<br>60,647 lbs. |
| <b>40' FLAT RACK CONTAINER</b>             | L : 12,080<br>W: 2,438<br>H : 2,103 |                       |                        | 5,480 kg.<br>12,080 lbs. |                            | 25,000 kg.<br>55,113 lbs. |
| <b>40' COLLAPSIBLE FLAT RACK CONTAINER</b> | L : 12,178<br>W: 2,438<br>H : 1,943 |                       |                        | 5,200 kg.<br>11,463 lbs. |                            | 39,800 kg.<br>87,741 lbs. |
| <b>40' PLATFORM</b>                        | L : 11,823<br>W: 2,197              |                       |                        | 4,860 kg.<br>10,714 lbs. |                            | 39,580 kg.<br>87,256 lbs. |

# IATA ULD

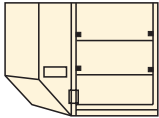
STANDARD ULD FEATURES



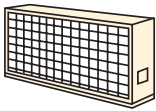
| IATA Code  | Dimensions                              | Max. gross weight   | Tare weight      | Volume             | Embarkability  |
|------------|---|---------------------|------------------|--------------------|--|
| <b>AKE</b> | 60,4" x 61,5" x 64"<br>1530x1560x1620mm | 3500 lbs<br>1587 kg | 176 lbs<br>80 kg | 4,3 m <sup>3</sup> | B - 747 PAX/CARGO<br>MD - 11 PAX COMBI<br>A 300 (All Types)<br>B - 767 |



|            |   |                     |                  |                    |         |
|------------|---|---------------------|------------------|--------------------|---------|
| <b>AKH</b> | 60,4" x 61,5" x 45"<br>1530x1560x1140mm | 3500 lbs<br>1587 kg | 180 lbs<br>82 kg | 3,7 m <sup>3</sup> | A - 321 |
|------------|---|---------------------|------------------|--------------------|---------|



|            |  |                     |                  |                    |         |
|------------|--|---------------------|------------------|--------------------|---------|
| <b>DPE</b> | 60,4" x 47" x 64 "<br>1530x1190x1620mm | 2700 lbs<br>1225 kg | 155 lbs<br>70 kg | 3,4 m <sup>3</sup> | B - 767 |
|------------|--|---------------------|------------------|--------------------|---------|



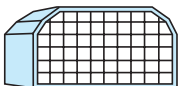
|            |                                     |                     |                   |                    |  |
|------------|-------------------------------------|---------------------|-------------------|--------------------|--|
| <b>AXP</b> | 38" x 125" x 64"<br>960x3170x1620mm | 4410 lbs<br>2000 kg | 264 lbs<br>120 kg | 4,3 m <sup>3</sup> | B - 747 PAX/CARGO<br>MD - 11 PAX COMBI<br>A 300-B4/200 B4/100<br>(I - Bust Only) |
|------------|-------------------------------------|---------------------|-------------------|--------------------|--|



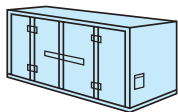
|            |  |                      |                   |   |  |
|------------|--|----------------------|-------------------|---|--|
| <b>P1P</b> | 88" x 125" x Up to 64" / 96" / 118"<br>2230x3170x Up to 1620/2430/2990mm | 13300 lbs<br>6033 kg | 253 lbs<br>115 kg | 10,1 m <sup>3</sup> (64" high)<br>15,7 m <sup>3</sup> (96" high)<br>19,3 m <sup>3</sup> (118" high) | B - 747 PAX/CARGO<br>MD - 11 PAX COMBI<br>B - 767<br>A 300 (All Types) |
|------------|--|----------------------|-------------------|---|--|



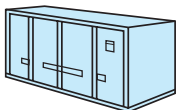
|            |  |                      |                   |   |   |
|------------|--|----------------------|-------------------|---|---|
| <b>P6P</b> | 96" x 125" x Up to 64" / 96" / 118"<br>2430x3170x Up to 1620/2430/2990mm | 15000 lbs<br>6804 kg | 275 lbs<br>125 kg | 11,1 m <sup>3</sup> (64" high)<br>16,9 m <sup>3</sup> (96" high)<br>20,1 m <sup>3</sup> (118" high) | B - 747 PAX/CARGO<br>MD - 11 PAX COMBI<br>B - 767 |
|------------|--|----------------------|-------------------|---|---|



|            |   |                      |                   |                    |  |
|------------|---|----------------------|-------------------|--------------------|--|
| <b>AAK</b> | 88" x 125 x 64"<br>2230x3170x1620/2430/2990mm | 13300 lbs<br>6033 kg | 441 lbs<br>200 kg | 9,9 m <sup>3</sup> | B - 747 PAX/FREIGHTER<br>MD - 11 PAX COMBI<br>A 300 (All Types)<br>B - 767 |
|------------|---|----------------------|-------------------|--------------------|--|



|            |   |                      |                   |                     |  |
|------------|---|----------------------|-------------------|---------------------|--|
| <b>AAP</b> | 88" x 125 x 64"<br>2230x3170x1620/2430/2990mm | 13300 lbs<br>6033 kg | 441 lbs<br>200 kg | 10,3 m <sup>3</sup> | B - 747 PAX/FREIGHTER<br>MD - 11 PAX COMBI<br>A 300 (All Types)<br>B - 767 |
|------------|---|----------------------|-------------------|---------------------|--|




|            |   |                      |                   |                    |  |
|------------|---|----------------------|-------------------|--------------------|--|
| <b>RAP</b> | 88" x 125 x 64"<br>2230x3170x1620/2430/2990mm | 13300 lbs<br>6033 kg | 947 lbs<br>430 kg | 9,7 m <sup>3</sup> | B - 747 PAX/FREIGHTER<br>MD - 11 PAX COMBI<br>A 300 (All Types)<br>B - 767 |
|------------|---|----------------------|-------------------|--------------------|--|



|            |   |                       |                   |   |                                    |
|------------|---|-----------------------|-------------------|---|------------------------------------|
| <b>PRA</b> | 96" x 196" x Up to 96" / 118"<br>2430x4970x Up to 2430/2990mm | 25000 lbs<br>11340 kg | 825 lbs<br>375 kg | 26,6 m <sup>3</sup> (96" high)<br>31,8 m <sup>3</sup> (118" high) | B - 747 FREIGHTER<br>MD - 11 COMBI |
|------------|---|-----------------------|-------------------|---|------------------------------------|



|            |   |                       |                    |  |                   |
|------------|---|-----------------------|--------------------|--|-------------------|
| <b>PGA</b> | 96" x 238,5" x Up to 96" Or 118"<br>2430x6050x Up to 2430 Or 2990mm | 25000 lbs<br>11340 kg | 1000 lbs<br>455 kg | From 32,6 m <sup>3</sup><br>To 38,7 m <sup>3</sup> | B - 747 FREIGHTER |
|------------|---|-----------------------|--------------------|--|-------------------|



|            |                                    |                      |                   |                     |                                    |
|------------|------------------------------------|----------------------|-------------------|---------------------|------------------------------------|
| <b>AQ6</b> | 96" x 125" x 96"<br>2430x3170x2430 | 15000 lbs<br>6804 kg | 750 lbs<br>340 kg | 18,0 m <sup>3</sup> | B - 747 FREIGHTER<br>MD - 11 COMBI |
|------------|------------------------------------|----------------------|-------------------|---------------------|------------------------------------|

SPECIAL ULD FEATURES